

The Repair Guys

In our line of work, we field questions from contractors and technicians concerning repairs, installations, and general backflow prevention practices. We'd like to share some questions we receive and our answers. Everyone has different opinions on these subjects and we would like to hear yours. Contact us with your questions and ideas via email at: imark@backflowparts.com or mail us at American Backflow Products Co., P.O. Box 37025, Tallahassee, FL. 32315.

QUESTION —

In the preceding two articles we discussed some of the physical differences between each modification of the ¾ inch through the 2 inch Watts 009 series RPA. We did this to help in identifying each model, if the data plate was missing or damaged. This month we will continue with an identification of the ¾ through 1 inch Watts 007 series of double check valve assemblies.

Mark -


The Watts ¾ and 1 inch 007 series assemblies have been updated or modified a few times over the years. Like the 009 series, the modifications made to the 007 series are dependent on the size of the assembly and should be indicated on the data plate *i.e.* M1, M2, or M3. Let's start with the original ¾ and 1 inch 007.

The original can be identified quickly by its outward appearance. This assembly has a round access cover that is threaded and screws into the body (no bolts).

Because Watts typically uses bolted access covers on their assemblies, it makes identifying the original 007 very easy.

- Jason


Both the ¾ and the 1 inch sizes of the 007 were first modified to the 007 M1. This modification is also easy to identify from the others by outward appearance. The access cover on this M1 modification is square and has (4) cover bolts to secure it to the body. The body on this assembly was modified to utilize the same check valve module for both the first and second. For identification purposes, the access cover is the best feature to use.



Model 007-M1 has a cover with four (4) bolts.

Mark -

The next modification was to the ¾ inch size only of the 007. This modification was labeled the 007 M2. This model is simple to distinguish from the 007 or 007 M1 by its outward appearance. This model is smaller in length, but also sports a small football shaped access cover, which only requires (2) bolts to secure it to the body. However there is another modification, which looks exactly the same as the M2 on the outside, so we'll have to take a look inside at the check valve modules. This M2 model uses check valve modules, which resemble a barrel or canister in shape. The check valve number 1 module is solid white in color and the check valve number 2 module is two-toned black and white. Looking at these check valve features should help in distinguishing this M2 modification from the 007 M3.



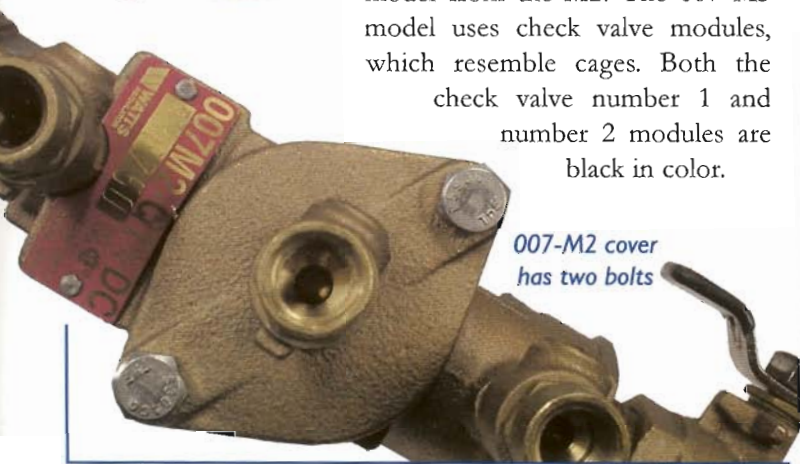
Original model 007 has a threaded cover.

- Jason


The next modification was also to the 3/4 inch size only. The 3/4 inch M2 was now modified to the 3/4 inch 007 M3. The 007 M3 model and the 007 M2 are almost identical by their outward appearance. The 007 M3 also uses a football shaped access cover, which only requires (2) bolts to secure it to the body. Because these models look alike from the outside, we'll have to take a look inside the assembly at the check modules to distinguish the M3 model from the M2. The 007 M3 model uses check valve modules, which resemble cages. Both the check valve number 1 and number 2 modules are black in color.



007 M2 check no. 1 above and check no. 2 below



007-M2 cover has two bolts



007-M3 'cage' modules are different for check valves 1 and 2.



Double Check Valve Assembly

Identification of the 007 series.

Original 007

- 1. Round access cover - threaded.

First modification - 007.M1

- 1. Access cover - square w/ 4 bolts

Second modification - 007 M2

- 1. Football shape access cover. 2. Barrel or canister check modules.

Third modification - 007.M3 -- 3/4 inch only

- 1. Check valve modules are 'cages.' 2. Check modules are black.

dw&bp



AMERICAN BACKFLOW PRODUCTS

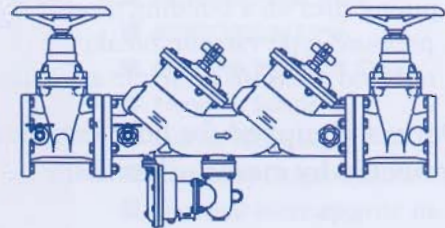
A DIVISION OF AMERICAN PUMP & SUPPLY

PARTS

(800) 575-9618

24 Hour Fax (850) 575-6508

Visit us at www.backflowparts.com



Backflow Preventer

- Repair Kits
- Accessories
- Enclosures

Circle 101 on Reader Service Card